

# Rain Chain Assembly Instructions



*Watch our Assembly Video at  
[www.gooddirections.com/installationinstructions](http://www.gooddirections.com/installationinstructions) or scan*





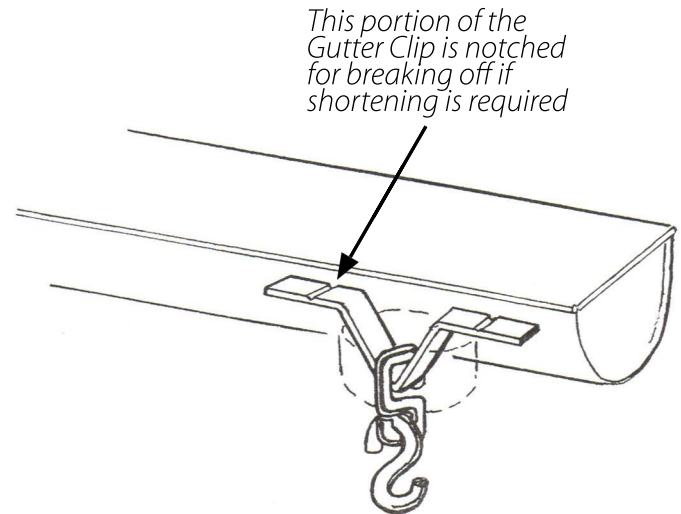
# Rain Chain Assembly Instructions

Your Package Includes:

- 1 - 8 1/2' Rain Chain
- 1 - Gutter Clip

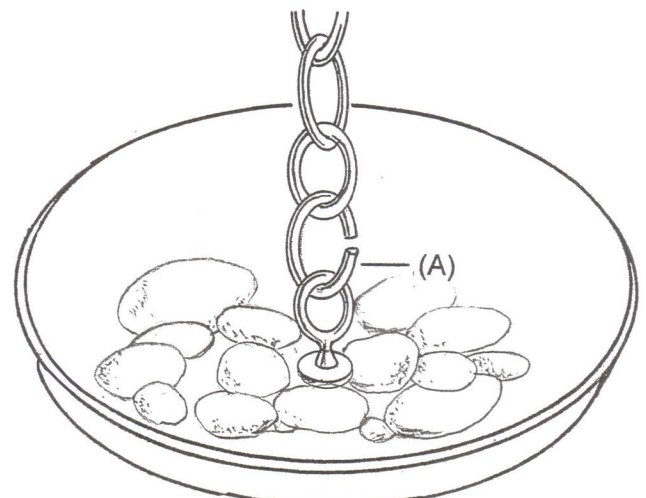
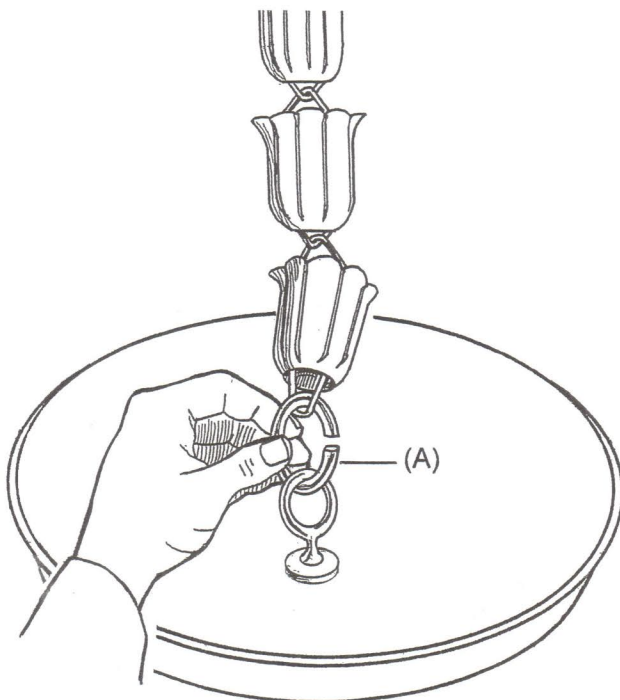
## Installing to a Gutter System

1. Remove gutter downspout.
2. Insert Gutter Clip into drain hole in gutter.
3. Hook Rain Chain onto Gutter Clip.



## Attaching to a Rain Chain Basin *(Sold Separately)*

1. Open link (A) *(supplied with basin)*.
2. For Rain Chains that end with a cup, attach to loop at base of Rain Chain and close link (A).
2. For Rain Chains that end in links, simply attach to basin link and close (A).



*Tip: Decorative stones added to basin will give stability.*



February 2017

## **WARRANTY COVERAGE PERIODS**

*All Good Directions Products, excluding (i) spark screens/fire domes, (ii) all wooden components of cupolas, and (iii) Lazy Hill products: [Lifetime warranty](#)*

*Good Directions spark screens/fire domes (whether sold separately or as components of fire pit or fire bowl assemblies), wooden components of cupolas, and Lazy Hill products: [One \(1\) year warranty](#)*

## **LIMITED LIFETIME WARRANTY**

Good Directions, Inc. warrants each of its products (excluding spark screens/fire domes, all wooden components of cupolas, and Lazy Hill products) to be free from defects in material and workmanship for the lifetime of the product\*, provided that the applicable product was (i) used in accordance with Good Directions, Inc. recommended usages, and (ii) purchased directly from Good Directions, Inc. or from an Authorized Good Directions, Inc. Dealer.

This limited lifetime warranty covers defects in material and workmanship of any product component and Good Directions will, at its option, repair or replace a defective product or product component or refund the purchase price paid for the defective item. This limited lifetime warranty does not apply to product damage resulting from reasonable wear and tear, improper installation, service or product alteration performed by unauthorized service agents, neglect, accident, theft/vandalism, misuse, or exposure to extremes of heat, humidity, corrosive environments or other Acts of Nature.

Good Directions, Inc. will endeavor to supply original replacement parts; however, replacement parts may differ from original parts.

ALL IMPLIED WARRANTIES, INCLUDING ANY IMPLIED WARRANTY OF MERCHANTABILITY OR FITNESS FOR ANY PARTICULAR PURPOSE, ARE LIMITED IN DURATION TO ONE (1) YEAR FROM THE DATE OF ORIGINAL PURCHASE. IN NO EVENT WILL GOOD DIRECTIONS, INC. BE RESPONSIBLE FOR INCIDENTAL OR CONSEQUENTIAL DAMAGES RESULTING FROM USE OF THIS PRODUCT, UNLESS SPECIFICALLY REQUIRED BY APPLICABLE STATE LAW.

Good Directions, Inc. makes no other warranties of any kind, either expressed or implied. No dealer, employee, agent, nor any third party, may create or assume any other liability, obligation, or responsibility on behalf of Good Directions, Inc. This Limited Warranty provides purchasers with specific legal rights and other legal rights may also apply, which vary from state to state. This Warranty is not a warranty of future performance or a statement of the useful life of any Good Directions, Inc. product, but only a warranty to repair, replace, or refund.

\*Lifetime of the product” is defined as:

- As long as the product is produced and sold by Good Directions, Inc. Discontinued products will no longer carry a warranty.
- As long as the original purchaser owns the product. The warranty is not transferrable to a new owner.